



Specimen Labelling of Eswabs and Urine collection tubes

In preparation for the impending move to the automated microbiology processing systems (Kiestra and IRIS), on 25th January we would like to re-emphasize the importance of correct labelling of these specimens to facilitate optimal processing of patient samples.

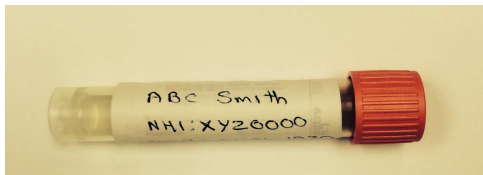
Correctly labelled samples

- 1) Patient information written legibly on collection tube.




Or:

- 2) Patient information printed on appropriate sized labels (up to 65 mm width).



Eswab



Urine

Incorrectly labelled samples

- 1) Patient information on labels that overhang the sides of the collection tube as a "flag".




Eswab




Urine

2) Patient information on labels that overhang the bottom of the collection tube.



Eswab



Urine

3) Patient information on labels that cover part of the lid of the collection tube.



Eswab



Urine

Incorrect labelling of patient sample tubes may result in specimens getting stuck in the automated processing systems causing unnecessary delays or issues with processing.

Please don't hesitate to contact us if you have any questions pertaining to this matter.

Vani Sathyendran
 Clinical Microbiologist
 Pathology Associates Ltd
 (07) 571 2197

Murray Robinson
 Microbiology Charge Scientist
 Pathlab
 (07) 571 2197

CLINICAL UPDATE